

Emergency Aid Camp Infrastructure



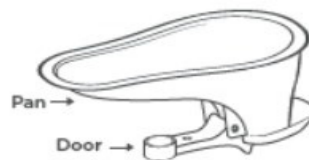
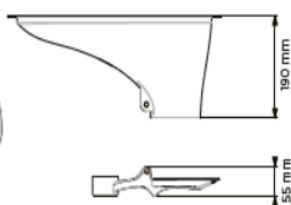
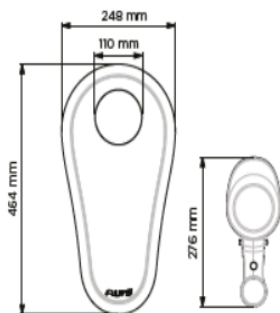
butyloo

Pour Flush Pan



Safe, Clean & Odour Free

- Automatically seals to eliminate odours and flies
- Flushes with half litre of water or less
- Closes quickly blocking sight, smell and heat from pit
- Smooth easy clean plastic surface
- Durable self closing door tested and proven over more than 500,000 cycles
- Safe for children with no risk of falling into pit
- Less than half the cost of similar ceramic options
- Easy to install in concrete slabs
- Suitable for use in direct pit and offset pit applications
- Installed in 30 minutes / ready for use 12 hours later



Butyl Products Ltd.

Lingfield House, 11 Radford Crescent, Billericay, Essex,
CM12 0DW, United Kingdom. T: +44 (0) 1277 653 281

E: enquiries@butylproducts.co.uk W: butylproducts.co.uk

Emergency Aid Camp Infrastructure



Installation

1. Fill



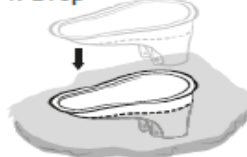
2. Dry



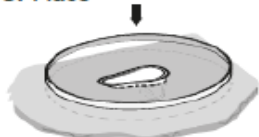
3. Dig



4. Drop



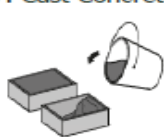
5. Place



6. Cast Concrete



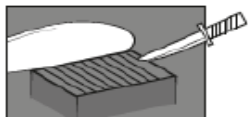
7. Cast Concrete



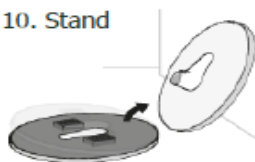
8. Place



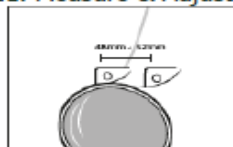
9. Indent



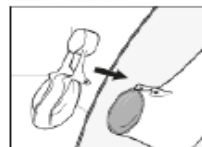
10. Stand



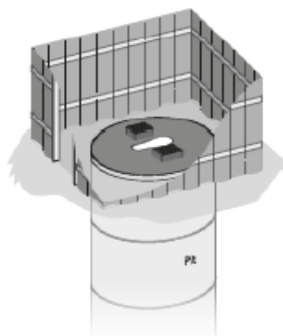
11. Measure & Adjust



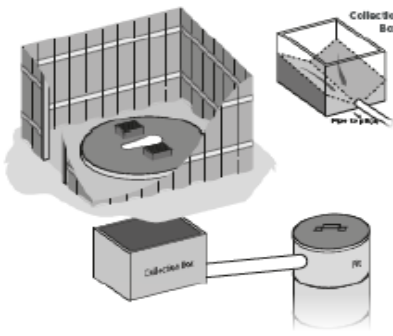
12. Attach



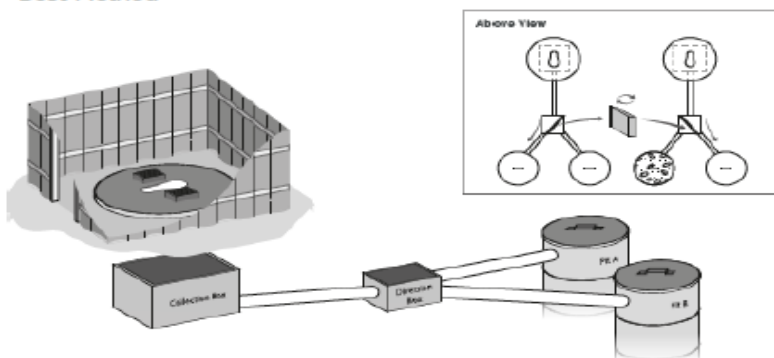
Good Method



Better Method



Best Method



Butyl Products Ltd.

Lingfield House, 11 Radford Crescent, Billericay, Essex,
CM12 0DW, United Kingdom. T: +44 (0) 1277 653 281

E: enquiries@butylproducts.co.uk W: butylproducts.co.uk